



DEPARTMENT W: 4-H CLUBS

4-H COMMITTEE CHAIR: Lorill Britz 604-858-6924
Holly Longmuir 604-823-6553

ENTRY DEADLINE: Friday, July 28

ENTRY FEE: \$5.00 per member for each section.

(A member with 2 rabbits would pay \$5 but a member with one rabbit and one sheep would pay \$10). Please use a separate entry form for each type of project. Entry fees will be refunded to members who participate in showmanship classes.

PRIZE MONEY: In lieu of prize money, members will receive \$9.00 per section. Members must participate in showmanship competition to be eligible for prize money.

4-H RULES AND REGULATIONS:

- Entries will be accepted on a first come basis until accommodations are full. Early entries are advisable.
- Awards will be presented to Junior, Intermediate and Senior Champion and Reserve Champion Showman in most 4-H Sections.

All exhibitors, including 4-H members, are bound by the rules printed at the front of this book. Exhibitors and 4-H members should read and become familiar with them.

1. Open to members of all 4-H clubs recognized by the B.C. Provincial 4-H Council.
2. All non-livestock projects (except Educational Displays) must be in place between 11 a.m. and 6 p.m. Thursday. All livestock projects must be in place by 8 a.m. Friday. Educational Displays must be in place by 10:30 a.m. Friday.
3. All exhibits must remain until release time at 5 p.m. Sunday. 4-H clubs from outside the Fraser Valley may be released earlier only by written request at time of entry.
4. B.C. Provincial 4-H Council rules apply.
5. A \$5.00 entry fee per member per section is required. Entry fees will be refunded to members who participate in showmanship classes.
6. Each project must be entered on a separate entry form with a cheque attached to each entry form.
7. There must be at least 4 members entered in one

The Chilliwack Agricultural Society requests:

- That any staples, tacks or tape applied to livestock stalls be removed before take down.
- That all exhibitors clean up after their animals immediately.
- That all vehicles are parked in designated parking areas by 8:30 am. Friday morning. Violators will be towed.
- That no stall decorations are dismantled before 5 p.m. on Sunday. Remember that you are on display for the public until closing time.

project to have a competition for that project. If there are fewer than 4 members, those members are welcome to display their project and participate in 4-H events.

8. Entries may be checked for proper identification.
9. Showmanship competition – showmanship will be judged Danish system. Exhibitors to use their own 4-H project animal in the competition. Judging is to be done on the basis of: 70% – showing, 20% – conditioning, 10% – appearance of handler. It's understood that all three placings should be used where possible, but final decision is at the discretion of the judge.
10. Project Competition – a member is only eligible to take part if he or she has shown in the Showmanship Competition. Project classes will be judged Danish System. Exhibitors to use their own project animal in this competition. It is understood that all three placings should be used where possible but the final decision is at the discretion of the judge.
11. Members must show their own project animal in both project and showmanship class.
12. Any clipping or grooming of the 4-H animal at the fair must be done by the 4-H member themselves and must not be done by an adult or leader or that animal will be disqualified.
13. ATTIRE – all 4-H members and supervising leaders must appear in suitable dress at all times. In the show ring, members must be correctly attired for the class in question.
14. CONDUCT – SADD rules apply. Any 4-H member consuming alcohol or under the influence of alcohol/drugs or exhibiting in improper fashion will be barred from competition and may forfeit any prize money that has been awarded.

4-H SECTIONS AND CLASSES:

EDUCATIONAL DISPLAYS: SECTION P

Open to all clubs in British Columbia. B.C. Provincial 4-H Council rules and guidelines apply.

- **Displays must have proper member/club identification per the 4-H Communication Manual (pg. 42) or they will not be judged.**
- Limit of 3 entries per club.
- No entry fee.
- Ribbons to 5TH place for both Junior and Senior class.
- Can be club or individual entry. Please state names of members on the club entry form. (if the name is not given, there will be no space allocated for the display)
- Set up Thursday evening before 9 p.m. or Friday

morning between 10 and 10:30 a.m. Displays not set up by 10:30 a.m. Friday will not be judged.

CLASSES:

1. Junior
2. Senior

POULTRY: SECTION A

CHAIRPERSON: Cassandra McMaster 604-722-4485

All Poultry must supply their own cages.

CLASSES:

1. Junior Showmanship (9-11 years)
Champion & Reserve Junior Showman
2. Intermediate Showmanship (12-14 years)
Champion & Reserve Intermediate Showman
2. Senior Showmanship (15 & over)
Champion & Reserve Senior Showman
3. Best Standard Cock
Champion & Reserve Best Standard Cock
4. Best Standard Hen



HERDSMANSHIP COMPETITION

All Clubs exhibiting livestock at the Chilliwack Fair will be automatically entered. No entry fee.

- Each club **MUST** supply one herdsmanship judge. Provide name, phone, email and preferred day (Friday, Saturday or Sunday) on your entry form.
- A sample judging form will be provided when you arrive.
- Ribbons 1ST to 3RD in each category.

CLASSES:

1. Penned – sheep, llama, & horse
2. Tied – beef & dairy
3. Caged – dog, rabbit, & poultry

PRIZES: Daily prizes and certificates awarded each evening, Rosettes for overall

TIMES: Friday & Saturday: 9 a.m. to 7 p.m.
(Note that clubs are expected to be 'on duty' until 8 p.m.)
Sunday: 9 a.m. to 4 p.m.

MARKS:

- 35% for General neatness of exhibit, grooming of animals & dust control. Tack boxes will be inspected. Floors should be swept or raked clean. Walkways to the show ring and wash racks will be monitored.
- 35% for Courtesy of attendants, public engagement, and accuracy of information provided. Must have Stall cards with pertinent information, signage and club identification.
- 30% for Educational content and display.

Champion & Reserve Best Standard Hen

5. Best Bantam Cock
Champion & Reserve Bantam Cock
6. Best Bantam Hen
Champion & Reserve Bantam Hen
7. Best Female Duck
Champion & Reserve Best Female Duck
8. Best Drake Duck
Champion & Reserve Best Drake Duck
9. Best Quail Hen
Champion & Reserve Best Quail Hen
10. Best Quail Cock
Champion & Reserve Best Quail Cock
Champion & Reserve Best Bird in Show
11. Standard Trio
Champion & Reserve Standard Trio
12. Bantam Trio
Champion & Reserve Bantam Trio
13. Duck Trio
Champion & Reserve Champion Duck Trio
14. Quail Trio
Champion & Reserve Champion Quail Trio
Grand Champion & Reserve Grand Champion Poultry Trio
Overall Poultry Grand Champion & Reserve Overall Poultry Grand Champion

DAIRY: SECTION C

CHAIRPERSON: Chris Lindhout
604-991-3780

SHOWMANSHIP:

1. Age 9
2. Age 10
3. Age 11
4. Age 12
Champion & Reserve Champion Junior Dairy Showman
5. Age 13
6. Age 14
7. Age 15
8. Age 16
9. Age 17 & over
Champion & Reserve Champion Senior Dairy Showman

PROJECT:

10. AOB Calf Placings: Ayrshire, Guernsey, Jersey and Brown Swiss – March 1, 2016 to Feb. 28, 2017
11. Holsteins – Dec. 1, 2016 to Feb. 28, 2017
12. Holsteins – Sept. 1, 2016 to Nov. 30, 2016
13. Holsteins – June 1, 2016 to Aug. 31, 2016



THEME OF THE FAIR COMPETITION: The 2017 theme is **HAPPY 150TH CANADA!** Celebrate local culture and agriculture. Have fun and use your imagination decorating your stalls. Open to all Clubs exhibiting at the Chilliwack Fair. 4-H members must set up their own display. Ribbons awarded to 5TH place.

WALL OF FAME: located at the north end of the building. Daily event winners to be posted.

FRIDAY EVENTS

OPENING CEREMONIES: All clubs are encouraged to participate in the 4-H Parade of Members at the official Fair Opening Ceremonies which takes place Friday evening just before the Rodeo. All members are welcome. If possible, please wear club attire and bring a club banner. You may bring a project animal if you wish.

INTER-CLUB COSTUME CLASS: Lots of fun and always a crowd pleaser. Get a team together and have fun dressing up a club project. If entry numbers are sufficient there will be both a junior and senior class. Ribbons to 3RD place, Junior and Senior.

- One junior and one senior team per club.

- Entry must include at least one project in costume. Members accompanying entry must also be in costume.
- **Time & Location:** Friday 7:30 pm. in Barn 3 Ring.

SATURDAY EVENTS

MOVIE NIGHT: a free event for all 4-H members. **Time & Location:** Saturday, 8 p.m. in the Action Zone. Snacks to be sold as a Chilliwack Junior Council Fundraiser.

SUNDAY EVENTS

ROUND ROBIN: hosted by Chilliwack Junior Council. Number of entries will determine whether there are classes for both Jr. and Sr. To be held Sunday afternoon. Rosettes to 3RD place, Jr. and Sr.

5 PM – CLOSING CEREMONY

Winners of Herdsmanship to be announced.

**FUN
THINGS
TO DO
AT THE
FAIR**



14. Holsteins – March 1, 2016 to May 31, 2016

**Champion & Reserve Champion Heifer
Champion & Reserve Champion Jersey**

15. Interclub

16. Dairy Clipping & Fitting: 13-14 years

17. Dairy Clipping & Fitting: 15-19 years

Clubs **MUST** indicate on entry form how many members will participate and **MUST** supply a calf for that number of members.

- 90 minutes to clip
- Bring a calf (Sept. to Nov.)
- Head clipped, calf washed & halter broke

BEEF: SECTION D

CHAIRPERSONS: Kathy Tolmie 604-819-5524
Sandi Konrad 604-309-9018

CLASSES:

1. Junior Fitting (Ages 9-12)
Champion & Reserve Champion Junior Fitter
2. Intermediate Fitting (Ages 13-14)
Champion & Reserve Champion Inter. Fitter
3. Senior Fitting (Ages 15-19)
Champion & Reserve Champion Senior Fitter
4. Junior Showmanship (Ages 9-12)
5. Senior Showmanship (Ages 15-19)
**Champion & Reserve Champion Junior Beef Showman
Champion & Reserve Champion Senior Beef Showman**
6. Home Grown Steer

Champion & Reserve Champion Home Grown Steer

7. Market Steer & Fed Calf

Champion & Reserve Champion Steer

8. Steer Interclub

9. Home Grown Heifer

Champion & Reserve Champion Home Grown Heifer

10. Heifer

Champion & Reserve Champion Heifer

11. Cow & Calf

**Champion & Reserve Champion Cow & Calf
Grand Champion & Reserve Grand Champion Female**

SHEEP: SECTION E

CHAIRPERSON: Sandra Middleburg 604-794-3763

SHOWMANSHIP:

1. Junior Showman (Ages 9-10)
2. Junior Showman (Ages 11-12)
Champion & Reserve Junior Showman
3. 13-14 years
Champion & Reserve Intermediate Showman
4. 15 & Over
Champion & Reserve Senior Showman
5. Market Lamb
Champion & Reserve
6. Carcass Lamb
Champion & Reserve
7. Ewe Lamb



- Champion & Reserve**
8. Yearling Ewe
Champion & Reserve
 9. Mature Ewe with Lamb(s)
Champion & Reserve
 10. Full Fleece (Ewe and Yearling)
Champion & Reserve
Overall Grand Champion Ewe
Overall Reserve Champion Ewe
 11. Market Lamb Intermediate Club
 12. Ewe Lamb Intermediate Club



7. Buck Rabbit, Commercial
Champion & Reserve Champion Commercial Buck
Grand & Reserve Grand Champion Buck
Grand & Reserve Grand Champion Doe
8. Doe & Litter – 4-8 weeks
Grand Champion & Reserve Grand Champion Doe & Litter
9. Costume Class – Rabbit and handler to be judged
Champion & Reserve Champion Costume Class
10. Interclub – **1ST & 2ND Place Interclub**

RABBIT: SECTION G

CHAIRPERSON:

Holly Longmuir 604-823-6553

SHOWMANSHIP:

1. Junior (Ages 9-11)
Champion & Reserve Champion Junior Rabbit Showman
2. Intermediate (Ages 12-14)
Champ & Reserve Champion Intermediate Rabbit Showman
3. Senior (Age 15 & Over)
Champion & Reserve Champion Senior Rabbit Showman



PROJECT:

4. Doe Rabbit
Champion & Reserve Champion Fancy Doe
5. Buck Rabbit, Fancy
Champion & Reserve Champion Fancy Buck
6. Doe Rabbit, Commercial
Champion & Reserve Champion Commercial Doe

PASSES & PARKING INFORMATION

All passes must be purchased in advance and should be ordered with the club entry. Exhibitor passes will not be available for purchase at the Fair.

LEADERS: Each club will receive 2 free leader passes for the first 10 members and 1 additional leader pass for each additional 6 members.

MEMBERS: Each 4-H member, who is entered in a class at the Fair and has paid entry fees, will receive one bracelet for gate admission.

PARENTS: 4-H parents may purchase a 3-day exhibitor pass for \$20 each. Must be purchased in advance and will not be available at the gate.

AGRICULTURAL SOCIETY MEMBERSHIP: Cost \$15 includes free gate admission and vote at AGM. Must be purchased in advance and will not be available at the gate.

PARKING: All parking except Overnight RV/Tent parking will be by donation.

OVERNIGHT RV/TENT parking.....\$15.00 per night

Adult supervision required.

CAVY: SECTION H

CHAIRPERSON: Carrie Robinson 604-824-0345

Short Hair Project Champion & Reserve
Long Hair Project Champion & Reserve

1. Junior Showman (Ages 9-12)
2. Senior Showman (Ages 13-19)
3. Over All Showman

DOG: SECTION I

CHAIRPERSON: Lorill Britz 604-858-6924

- No kennel space for non 4-H project dogs.
- No prong collars will be permitted.
- No Dogs under 6 months of age permitted in show rings.



HOOF AND WOOF: The horses will manoeuvre over obstacles in a safe and sensible fashion. Once the horse and rider have completed their manoeuvres, then the dogs and their handlers will complete their obstacles.

1. **Senior Hoof & Woof:** Friday afternoon after Showmanship
2. **Junior Hoof & Woof:** Saturday afternoon after Obedience

SHOWMANSHIP: Class to be determined according to how many years a member has been in a 4-H Dog Club. For example, a 14 year old who is a 4TH year member would be entered in Class 8. Baiting will be allowed in the showmanship ring.

3. Junior, Year 1
4. Junior, Year 2
5. Junior, Year 3
6. Junior, Year 4
Champion & Reserve Junior Dog Showman
7. Senior, Year 1
8. Senior, Year 2
9. Senior, Year 3
10. Senior, Year 4
11. Senior, Year 5
12. Senior, Year 6



13. Senior, Year 7 & Over
Champion & Reserve Senior Dog Showman
Grand Champion & Reserve Dog Showman

OBEDIENCE: Please stipulate jump heights; no food or toys allowed in the ring.

14. Junior – Exploring Obedience: Unit A
15. Junior Beginner Novice: Unit 1
16. Junior Novice: Unit 2
17. Senior Exploring Obedience: Unit A
18. Senior Beginner Novice: Unit 1
19. Senior Novice: Unit 2
20. Senior Beginner Open: Unit 3
21. Senior Open: Unit 4
22. Senior Beginner Utility: Unit 5
23. Senior Utility: Unit 6
Rosettes for Champion and Reserve Champion
Junior Champion & Reserve Champion Exploring Obedience
Senior Champion & Reserve Champion Exploring Obedience
NOTE: If entries are low for this class, Junior & Senior will be judged together.
Junior Champion & Reserve Champion Beginner Novice
Senior Champion & Reserve Champion Beginner Novice
Champion & Reserve Champion Novice
Champion & Reserve Champion Beginner Open
Champion & Reserve Champion Open
Champion & Reserve Champion Beginner Utility
Champion & Reserve Champion Utility

AGILITY: Dogs must be over 18 months at date of show for all but 'Puppies Tunneler' class. No food or toys allowed in the ring.

24. Small Dog Agility
25. Small Dog Agility – Off Leash
26. Large Dog Agility
27. Large Dog Agility – Off Leash
28. Puppy Tunneler (tunnels and contacts, no jumps)
29. 'Specials' Tunneler (veteran or injured – tunnels and contacts, no jumps). A veteran dog is age 7 years or older.
- **Champion & Reserve Champion Small Dog Agility**
 - **Champion & Reserve Champion Small Dog Agility – Off Leash**
 - **Champion & Reserve Champion Large Dog Agility**
 - **Champion & Reserve Champion Large Dog Agility – Off Leash**
 - **Champion & Reserve Champion Puppy Tunneler**
 - **Champion & Reserve Champion 'Specials' Tunneler**

HORSE: SECTION J

CHAIRPERSON:

Sheri Williamson 604-316-9667

Indoor Stabling Available. Horses are to be stabled for the duration of the Fair.

PARKING: No livestock vehicles may park on the Fair Grounds. Please enter via the Farm Gate and proceed to the right around the south side of the track. Park in designated area in the infield.

Classes to be run concurrent with Open Show Classes on Friday, Saturday and Sunday. 4-H members may enter Open Classes by paying separate fees and submitting Open Entry form. See page 8.

Ribbons to 6TH place for all classes.



FRIDAY 9:00 AM START (Sand Ring 2)

SHOWMANSHIP ENGLISH/WESTERN

Pattern to be posted.

The horse is the means by which the exhibitor demonstrates his/her ability to show a horse at halter. The ideal showmanship performance consists of a poised, confident, neatly attired exhibitor leading a well groomed and conditioned horse that quickly and efficiently performs the requested patterns with promptness, smoothness and precision. The exhibitor will show the horse in the posted pattern.

1. Unit 11
2. Unit 6
3. Unit 5
4. Unit 4
5. Unit 3
6. Unit 2
7. Unit 1

4-H SHOWMANSHIP CHAMPIONSHIP

Pattern to be posted.

This Class will follow after the showmanship class.

ENGLISH EQUITATION: Pattern to be posted.

The class will proceed at least once around the ring at each gate – walk, trot, sitting trot and canter, and on command reverse and repeat. They shall then line up on command and execute individual tests at the judge's discretion. The judge may ask questions concerning horsemanship, anatomy of the horse, tack, stable management and any others.

8. Unit 6
9. Unit 5
10. Unit 4
11. Unit 3
12. Unit 2
13. Unit 1



ENGLISH PLEASURE

To be shown at a flat footed walk, normal trot and easy canter; not to gallop; light contact to be maintained. To be judged on 45% performance, 40% manners and 15% conformation.

14. Unit 6
15. Unit 5
16. Unit 4
17. Unit 3
18. Unit 2
19. Unit 1



ROAD HACK

To be shown at a flat footed walk with a reasonably loose rein, trot, strong trot, easy canter and hand gallop. To be judged 55% performance, 15% conformation, 20% substances and 10% manners.

20. Unit 6
21. Unit 5
22. Unit 4
23. Unit 3
24. Unit 2
25. Unit 1

– LUNCH BREAK/DEMO –

FRIDAY AFTERNOON 1:30 PM START

WESTERN EQUITATION: Pattern to be posted.

Riders will be judged on seat, hands, ability to control and show horse. Results as shown by performance of the horse are NOT to be considered more important than the method used by the rider. The judge will ask each rider to work individually and rail work.

26. Unit 6
27. Unit 5
28. Unit 4
29. Unit 3
30. Unit 2
31. Unit 1

WESTERN PLEASURE

To be shown at a walk, jog and lope both ways of the ring on a reasonable loose rein without undue restraint.

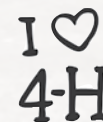
32. Unit 6
33. Unit 5
34. Unit 4
35. Unit 3
36. Unit 2
37. Unit 1



ON COMMAND CLASS

The command class is neither a race, nor is it a gymkhana event. It is a competition which exhibits a well-trained, responsive performance horse/pony. Riders must be dressed in suitable western attire. Entries are eliminated, one at a time at the discretion of the judge as commands are not executed correctly. At no time are ring stewards allowed to partake in the judging or placings of the class. **1ST place only awarded.**

38. Unit 6
39. Unit 5
40. Unit 4
41. Unit 3
42. Unit 2
43. Unit 1



FRIDAY EVENING 4:30 PM (Sand Ring 1)

SENIOR HOOF AND WOOF

The horses will manoeuvre over obstacles in a safe and sensible fashion. Once horse and rider have completed their manoeuvres, then the dogs and their handlers will complete their obstacles.

ADULT FUN EVENING – SATURDAY 9 AM START (Sand Ring 1)

TRAIL IN HAND

In-hand trail is a relatively new class that has been added to many breed associations and some open shows as well. It is a class that, just as the name implies, allows you to lead your horse through the trail obstacles. The obstacles are generally the same as for standard trail classes with the exception of lope-overs. The in-hand trail class usually includes the following obstacles: a gate, walk and trot-overs, back throughs, side passing, a mail box or raincoat, a bridge, turning in a box, and walking and/or trotting through and around cones. The course may include all or just some of these obstacles and in general the bigger the show, the more and harder the obstacles!

44. Junior Class
45. Senior Class
46. Mini Class

TRAIL CLASS

Trail is a competitive class where horse and rider navigate a series of obstacles. Contestants ride the course one at a time. Originally designed to resemble situations a horse and rider might actually encounter when on a trail in natural habitat.

47. Junior 4-H Class
48. Senior 4-H Class

TWO-WAY COMBINATION CLASS

(Sand Ring 2) After open class.

To be judged as Western Pleasure, first change to English equipment. To be judged as English Pleasure 5 minutes to allow for change over. Must change boots. Same rider will be allowed one groom, suitably attired. Must remain in line until 5 minute whistle. **No Wheelbarrow Allowed.**

49. Junior 4-H Class

50. Senior 4-H Class

– LUNCH BREAK/DEMO –

SATURDAY AFTERNOON 1:30 PM (Sand Ring 2)

BEGINNER JUMPER

Show Jumping is the competitive riding of horses one at a time over a set course of obstacles in which the winner is judged according to ability and speed.

Unit 1-3: Cross poles not to exceed 12 inches

(Will be judged on how the rider maneuvers their horse through the course.)

Unit 4-6: Jumps not to exceed 2 feet

SATURDAY AFTERNOON 4:30 PM (Sand Ring 1)

JUNIOR HOOF AND WOOF

The horses will manoeuvre over obstacles in a safe and sensible fashion once horse and rider have completed their manoeuvres then the dogs and their handlers will complete their obstacles.

MINIATURE HORSE JUMPING (Sand Ring 2)

Hunter and Jumper classes are offered at most miniature horse shows. The concept is the same except instead of riding, the handler leads the horse around the course.

SUNDAY 9:00 AM START (Sand Ring 1)

OPEN WILL START THE DAY

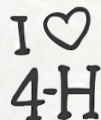
STAKE RACE

The correct pattern shall be run across the center timing line, turning left or right around the stake at the end, return through the center, turn the opposite way around the stake, then sprint back through the center, shutting off the time. Failure to follow course or knocking down stake or course marker shall cause a contestant to be eliminated.

51. Junior Class

52. Senior Class

53. Mini Class



POLE BENDING

The course may run starting to the left or right of the pattern, following the line of travel indicated on the pattern. Failure to follow the correct course shall cause a contestant to be disqualified. A 5 second penalty for each pole knocked down.

54. Junior Class

55. Senior Class

56. Mini Class



FLAG RACE

The pattern shall be: to run across the timing line to the first barrel, passing either to the right or left of it, picking up the flag stick, run to the second barrel turning around it either to the left or right, then sprint to the timing line, returning the flag stick to the open-ended barrel passing. Failure to follow the course, knocking over a barrel, or failing to return the flag to the open barrel shall cause a contestant to be eliminated.

57. Junior Class

58. Senior Class

59. Mini Class

BARREL RACING

Knocking over a barrel carries a 5 second penalty. Failure to follow the course shall cause disqualifications. A contestant may touch the barrel with his/her hands in barrel racing.

60. Junior Class

61. Senior Class

62. Mini Class



KEYHOLE

The rider must turn their horse around in the circle. The rider is not permitted to walk their horse into or out of the circle. The horse is not permitted to touch or cross over the line when completing the keyhole. Failure to follow the course or to step on or out of the circle line will result in elimination.

63. Junior Class

64. Senior Class

65. Mini Class

HANDY DANDY PONY

The horse and rider must maneuver through the course with speed in a safe manner.

66. Junior Class

67. Senior Class

68. Mini Class

LLAMA: SECTION K

CHAIRPERSON:

Al DeJong 604-465-4286

CLASSES:

1. Junior Showmanship, 9-12
Champion & Reserve Junior Llama Showman
2. Senior, 13 & Older
Champion & Reserve Senior Llama Showman
3. Junior Llama Obstacle
Champion & Reserve Junior Llama Obstacle
4. Senior Llama Obstacle
Champion & Reserve Senior Llama Obstacle
5. Junior Llama Public Relations
Champion & Reserve Junior Llama Public Relations
6. Senior Llama Public Relations
Champion & Reserve Senior Llama Public Relations
7. Llama Packing
Champion & Reserve Llama Packing
8. Llama Driving
Champion & Reserve Llama Driving
9. Llama Performance
Champion & Reserve Llama Performance



4-H NON-LIVESTOCK SECTIONS

- Must be set up in the Display Building by Thursday 6 p.m.
- The display must be set up by 4-H members. **These displays should be manned at all times during the fair when the building is open.**

CRAFTS: SECTION L

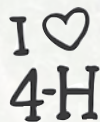
CHAIRPERSON: Carrie Robinson 604-824-0345

Record books to be displayed with project.

JUNIOR CLASS (9-12)

Junior Champion & Reserve

- Unit 1. Simply Crafts
- Unit 2. Discovering Crafts
- Unit 3. Creating Crafts
- Unit 4. Crafts and Patterns



SENIOR CLASS (13-19)

Senior Champion & Reserve

- Unit 1. Simply Crafts
- Unit 2. Discovering Craft
- Unit 3. Creating Craft
- Unit 4. Crafts and Patterns



Clubs with projects not mentioned in this prize book are invited to contact the Fair office to make arrangements.
Call 604-824-8191.

CLOVER BUDS CLASS:

SECTION M

CHAIRPERSON:

Holly Longmuir 604-823-6553

Entries should be included on the 4-H club entry form and identified as "Clover Buds".

Display your scrapbook on your club table. Fun activity to be planned.



GARDENING: SECTION N

CHAIRPERSON: Cassandra McMaster 604-722-4485

JUNIOR CLASSES:

1. Unit 1. Exploring a Vegetable Garden
2. Unit 2. Exploring a Community Garden
3. Unit 3. Exploring Container Gardening
4. Unit 4. Exploring Worm Composting
5. Unit 5. Exploring a Butterfly Garden
Champion & Reserve Junior Gardener

SENIOR CLASSES:

6. Unit 1. Exploring a Vegetable Garden
7. Unit 2. Exploring a Community Garden
8. Unit 3. Exploring Container Gardening
9. Unit 4. Exploring Worm Composting
10. Unit 5. Exploring a Butterfly Garden
11. Unit 6. Exploring a Larger Garden (Senior Management)
Champion & Reserve Senior Gardener

PHOTOGRAPHY: SECTION O

CHAIRPERSON: Carrie Robinson 604-824-0345

Record books to be displayed with project.

JUNIOR CLASS (9-12)

Junior Champion & Reserve

- Unit 1. Adventures with your Camera
- Unit 2. Getting to Know your Camera
- Unit 3. Exploring Photography
- Unit 4. Artistic Photography

SENIOR CLASS (13-19)

Senior Champion & Reserve

- Unit 1. Adventures with your Camera
- Unit 2. Getting to Know your Camera
- Unit 3. Exploring Photography
- Unit 4. Artistic Photography

